

GlasStile GSR

Motorised Low Height, Security Entrance Gate for Internal Installation

Drive: Motorised

Orientation: Pass Left or Pass Right

Materials

- Type A -
Material 304 Grade Grained Stainless Steel.
63mm dia. uprights and 38mm dia handrail.
- Type B -
Material 304 Grade Polished Stainless Steel.
50mm dia. uprights and handrail.
- Type D -
Material 304 Grade Grained Stainless Steel.
63mm dia. uprights with handrail material choice
and 10mm curved toughened glass.

Rotor Column: 220mm dia 304 Grade Grained Stainless Steel (EN 10088-2 Grade 1J/2J).

Rotor Wing: 3N^o 10mm thick clear toughened frameless glass panels

Diameter: 1350mm or 1500mm

Function: Passage in both directions, electronically controllable.

Method of Operation: On receiving a signal from the access control system or pushbutton, the unit will unlock and be in a state of readiness for use. On the paddle receiving pressure from the user i.e. push to start, the motor will take over and drive 120^o to its next home position. Should the wing meet any resistance it will stop and nudge forward. If obstruction continues the unit will alarm and free wheel. An Auto-Reset will re-establish control. Should an attempt be made to tailgate the unit will lock. The Auto Reset will re-establish control..

Power Failure In the event of an emergency or isolation of power supply, unit will fail-safe i.e. rotor would freely turn in both directions.

- Fire Alarm – Input facility available for voltage free contact supplied by others to effect fail safe state.

Interface: Potential-free contact provided by either a cardreader or pushbutton input. Cardreader inhibit and reset output signals available as standard.

The unit has an adjustable time out facility, i.e. Go signal will be cancelled if passage through GlasStile is not completed within pre-set time. The standard default is 15 seconds adjustable via the hand held programmer.

Power Supply: 115/230 Volts AC 50/60 Hz

Power Rating: 80 VA per Walkway

Logic Voltage: 24 Volt DC

Installation Details GlasStile GSR range is delivered kit form i.e. Wings, Casework and Rotor, which may require lifting gear for off loading. Approximate weight 170 kg



Product Description

The award winning GlasStile GSR from our Regulate range is designed to offer many material options including wood, marble, slate, stainless steel handrails and glass casework.

The personalisation ensures total integration into any environment, whilst operating quietly and rapidly.

Users include

- Government
- Retail
- Finance
- Telecommunications
- Information Technology
- Banking
- Publishing
- Leisure
- Petrochemical
- Education

Regulate



Models Available

GlasStile Motorised Entrance Gate

- Model GSR1350A 1350 dia. - constructed from 63mm dia. uprights and 38mm dia curved handrail affixed via concealed fixings.
- Model GSR1500A 1500 dia. - constructed from 63mm dia. uprights with 38mm dia curved handrail affixed via concealed fixings.
- Model GSR1350B 1350 dia. - constructed from 50mm dia. formed and welded tube.
- Model GSR1500B 1500 dia. - constructed from 50mm dia. formed and welded tube.
- Model GSR1350D 1350 dia. – constructed from 63 dia tube, 10mm curved glass and handrail option (see below)
- Model GSR1500D 1500 dia. - constructed from 63 dia tube, 10mm curved glass and handrail option (see below)

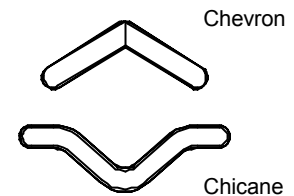
Standard Materials

Rotor cladding and casework material choice

- 304 Grade Polished Stainless Steel, Ref: GM Type 3
- 304 Grade Grained Stainless Steel, Ref: GM Type 2
- CZ108 Polished Brass
- CZ108 Grained Brass

Handrail Material and Aesthetic Options (Please consult Gunnebo Mayor for details)

- Stainless Steel
- Choice of natural material, i.e. Wood, Marble, Granite etc
- Chicane, Chevron or custom profile.



Standard Accessories and Optional Extras

Alternative Materials, Finishes and Custom Design

- Refer to Gunnebo Mayor for specific material design requirements.

Cardreader Mounting (Please refer to Gunnebo Mayor for feasibility)

- Integration of customer supplied readers into the handrail.
- Integration of customer supplied readers onto the casework uprights.
- Cardreader Pedestals.

Battery Back Up System.

- Maintains all 24V control facilities for 500 operations or 4 hours whichever the sooner. Remotely located.

Push Button Control

- Simple console to control GlasStile GSR rotor release.
- Remote console to specific requirements
- Singular tubular casework mounted push button

Hand held programmer

- Required to set up new installations.

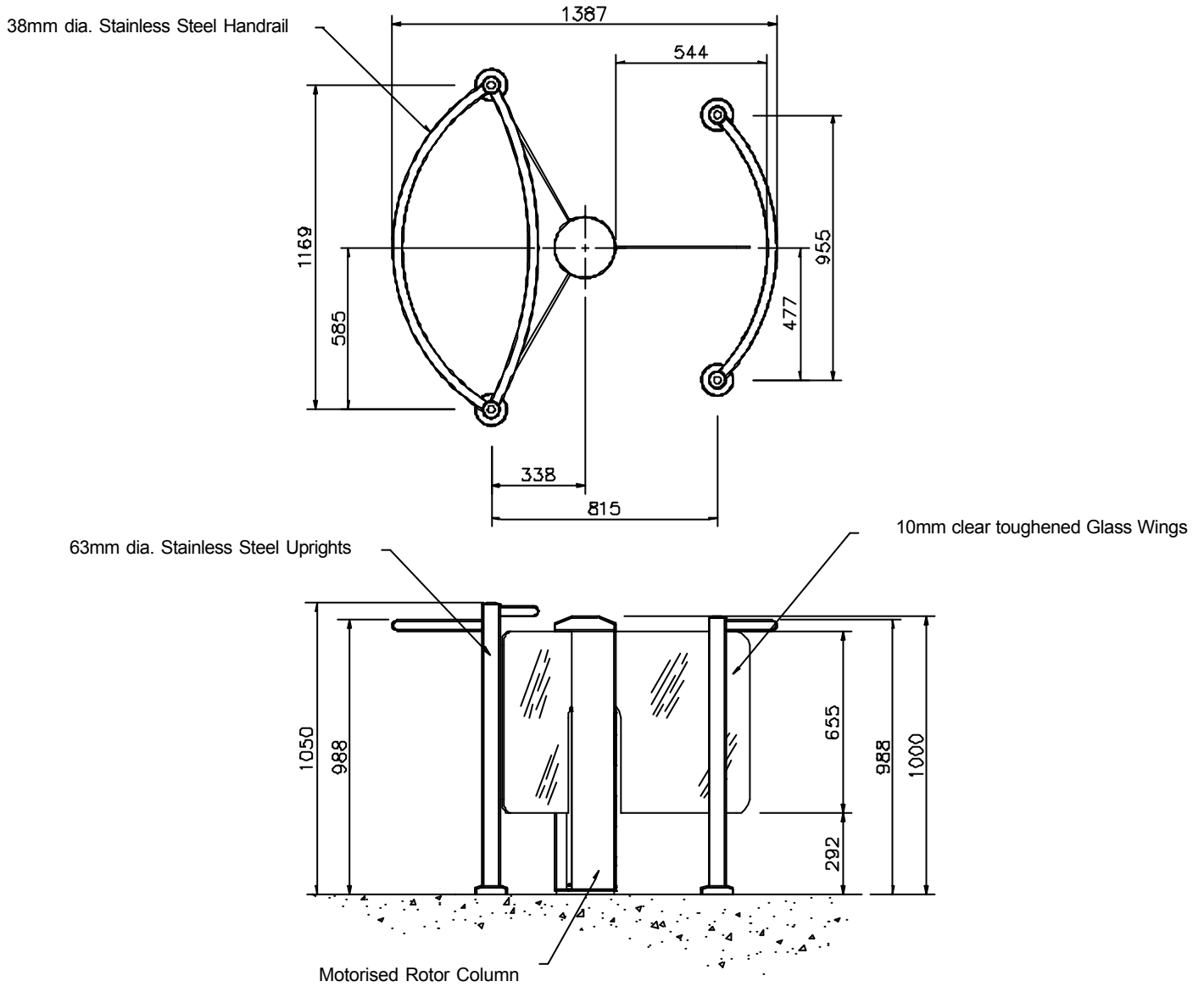
Push bar

- Affixed to the top of each glass wing to match casework choice.

Installation Examples



Site Preparation GlasStile GSR Type A Casework

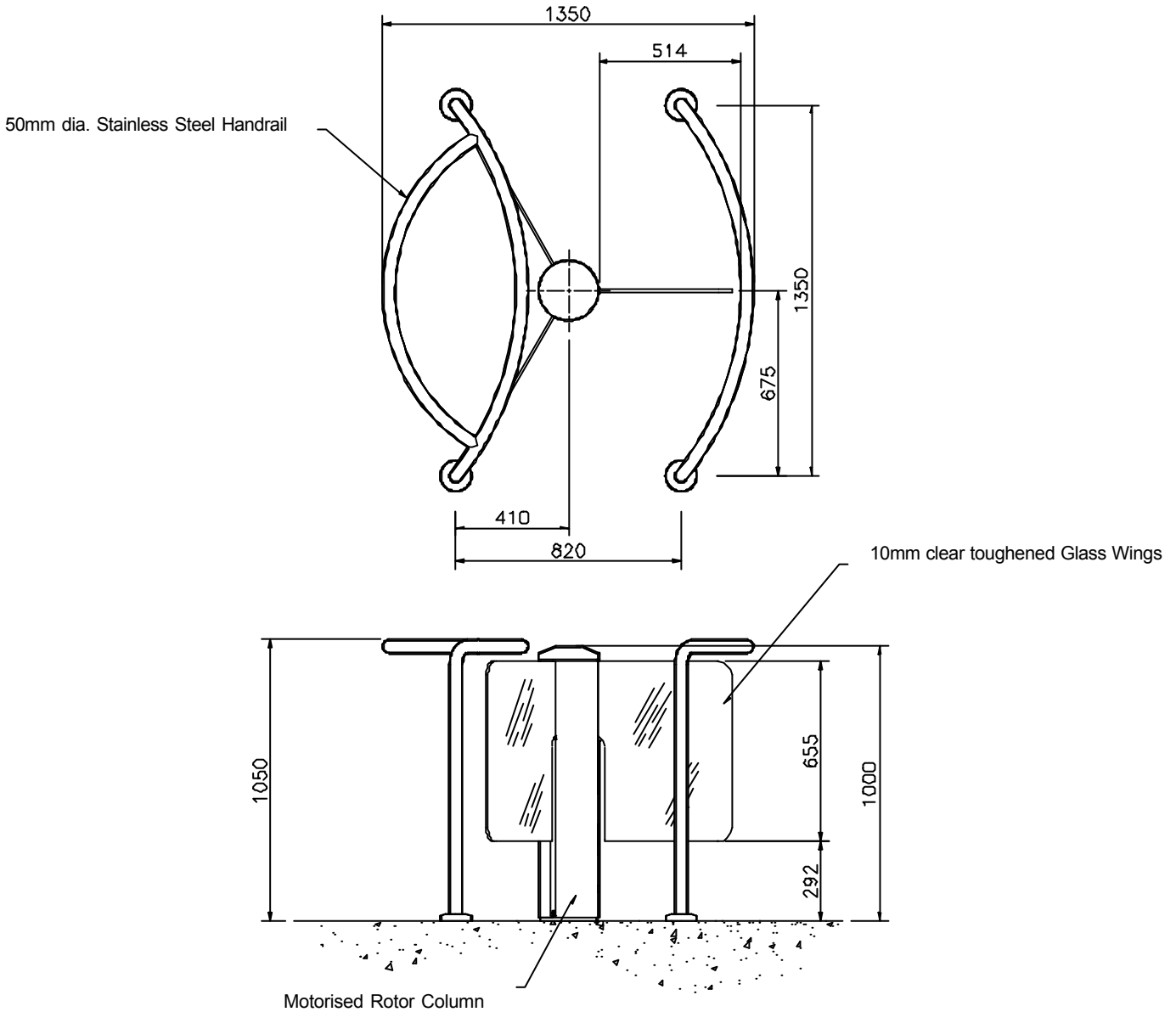


Concrete to BS 5328: 1997 specification, type ST5.
 Base to be flat and level to +/-5mm over footprint area.
 Rotor Column Base min 300 x 300 x 300mm

IMPORTANT

- Floor Anchors to be drilled during installation, 12mm dia. x 100mm deep.
- Any horizontal pipe or conduit runs below the GlasStile GSR must be at least 140mm

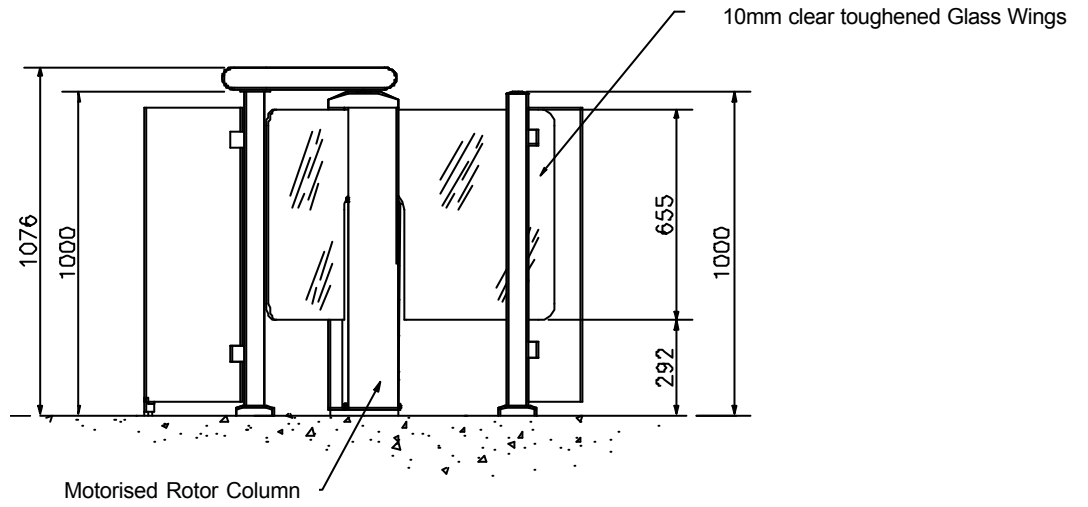
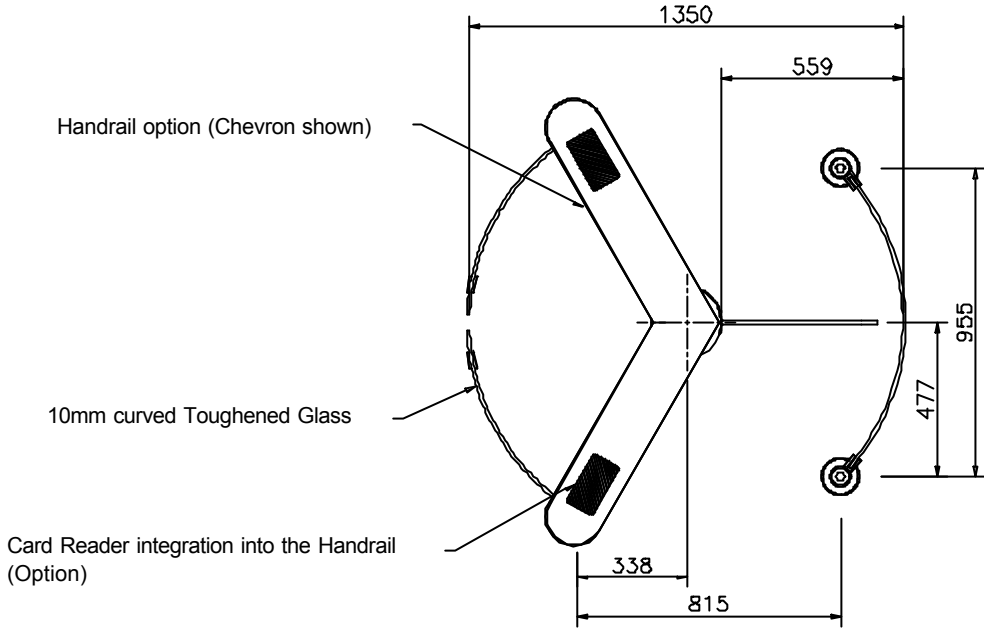
Site Preparation GlasStile GSR Type B Casework



Concrete to BS 5328: 1997 specification, type ST5.
 Base to be flat and level to +/-5mm over footprint area.
 Rotor Column Base min 300 x 300 x 300mm

- IMPORTANT**
- Floor Anchors to be drilled during installation, 12mm dia. x 100mm deep.
 - Any horizontal pipe or conduit runs below the GlasStile GSR must be at least 140mm

Site Preparation GlasStile GSR Type D Casework



Concrete to BS 5328: 1997 specification, type ST5.
 Base to be flat and level to +/-5mm over footprint area.
 Rotor Column Base min 300 x 300 x 300mm

- IMPORTANT**
- Floor Anchors to be drilled during installation, 12mm dia. x 100mm deep.
 - Any horizontal pipe or conduit runs below the GlasStile GSR must be at least 140mm

Flow Rates

Reader Device	Number per minute
Insertion type	20
Insertion type with PIN code keypad	10
Swipe type	30
Swipe type with PIN code keypad	12
Proximity 'Hands Free'	35

- Please note the figures are approximate and must be confirmed with Gunnebo Mayor Ltd. Figures quoted are for one person per complete passage per walkway and per minute. It is assumed the access control authorisation response is instantaneous. Flow rates will increase with multiple passage use.



ENTRANCE CONTROL SOLUTIONS

United Kingdom

Gunnebo Mayor Ltd. Bellbrook Business Park, Uckfield, East Sussex, TN22 1QQ.
Tel +44 (0) 1825 761022 Fax +44 (0) 1825 763835

Gunnebo Mayor Ltd. Orient House, Newton Street, Hyde, Cheshire, SK14 4RX
Tel +44 (0) 161 882 5900 Fax +44 (0) 161 882 5910

www.gunnebo.com

Note: In pursuit of its policy of continuous refinement and improvement, Gunnebo Mayor Ltd. reserves the right to modify design and details.

A COMPANY WITHIN THE GUNNEBO GROUP

HEAD OFFICE SWEDEN – Gunnebo Entrance Control AB, SE-590 93, Gunnebo.
Tel +46 (0) 490 89000, Fax +46 (0) 490 23889

DENMARK Gunnebo Protection A/S
Division Entrance Control
Erhvervsparken 3, DK-4621 Gadstrup
Tel +45 46 19 14 66
Fax +45 46 19 14 55

FRANCE Gunnebo Entrance Control SARL
Zone d'Activites Le Mandinet,
20 Rue des Campanules
F-77185, Lognes
Tel +33 (0) 1 64 80 14 40
Fax +33 (0) 1 64 80 14 39

GERMANY Gunnebo Entrance Control GmbH
Diagonalstrasse 41, D-20537
Hamburg
Tel +49 (0) 40 47 11 30 0
Fax +49 (0) 40 47 11 30 79

HONG KONG Gunnebo Entrance Control
Room 2312, C.C. Wu Building,
302-308 Hennessy Road, Wanchai.
Tel +852 2882 8337
Fax +852 2523 7880

ITALY Gunnebo Italdis SpA
Via A Volta 15 - IT 38015
Lavis (TN)
Tel +39 0461 248 900
Fax +39 0461 248 999

NORWAY Gunnebo Troax A/S
Division Entrance Control
Postboks 179, Kalbakken N-0903, Oslo
Tel. +47 22 80 42 00
Fax +47 22 80 42 01

SPAIN Gunnebo Entrance Control
BBC, Comte d'Urgel 143, lola 08036,
Barcelona
Tel +34 93 452 59 56
Fax +34 93 451 56 53

SWEDEN Gunnebo Entrance Control
Box 500, Kumla Gardsvag 33F, 145 63
Norsborg
Tel +46 (0) 8 53 17 15 75
Fax +46 (0) 8 53 18 85 39

UNITED KINGDOM Gunnebo Mayor Ltd
Bellbrook Business Park, Uckfield,
East Sussex, TN22 1QQ
Tel +44 (0) 1825 761022
Fax +44 (0) 1825 763835

USA Gunnebo Omega Inc
5056 Commercial Circle, Suite E,
Concord, California, CA 94520
Tel +01 925 609 6339
Fax +01 925 603 0810

GlasStile GSS

Motorised Entrance Gate for Internal Installation

Technical Specification

Drive:	Motorised
Orientation:	Pass Left or Pass Right
Materials	<p>Rotor Column: 220mm dia 304 Grade Grained Stainless Steel (EN 10088-2 Grade 1J/2J).</p> <p>Rotor Wing: 10mm thick clear toughened frameless Glass panel giving a max. 1000mm clear opening.</p>
Function:	Passage in both directions, electronically controllable.
Method of Operation:	On receiving a signal from the access control system or pushbutton, the unit will unlock and drive through 90 degrees away from signal direction. Should the wing meet any resistance it will stop and nudge forward. If obstruction continues the unit will alarm and free wheel. An Auto Reset will re-establish control
Power Failure	<p>In the event of an emergency or isolation of power supply, unit will fail-safe i.e. rotor would freely turn in both directions.</p> <p>Fire Alarm – Input facility available for voltage free contact supplied by others to effect fail safe state.</p>
Interface:	Potential-free contact provided by either a cardreader or pushbutton input. Cardreader inhibit and reset output signals available as standard.
Power Supply	115/230 Volts AC 50/60 Hz
Power Rating:	80 VA per Walkway
Logic Voltage:	24 Volt DC
Installation Details	GlasStile GSS range is delivered kit form i.e. Wing and Rotor which may require lifting gear for off loading. Approximate weight 75 kg



Product Description

The GlasStile GSS from our Regulate range is an alternative approach to flow control.

The subtle design offers a minimal presence and easily integrates into any environment and complements our other security products as a disabled gate.

Users include

- Government
- Retail
- Finance
- Telecommunications
- Information Technology
- Banking
- Publishing
- Leisure
- Petrochemical
- Education



Models Available

GlasStile S Motorised Entrance Gate

- Model GSS 1000mm clear opening.

Standard Materials

Rotor cladding and casework material choice

- 304 Grade Polished Stainless Steel, Ref: GM Type 3
- 304 Grade Grained Stainless Steel, Ref: GM Type 2
- CZ108 Polished Brass
- CZ108 Grained Brass

Standard Accessories and Optional Extras

Alternative Materials, Finishes and Custom Design

- Refer to Gunnebo Mayor for specific material design requirements.

Alternative Wing

- Selection of different glass panels to suit available space.
- Smaller panels to create tandem operations
- Stainless Steel 'P' leaf open design.
- Stainless Steel 'P' leaf with infill bars.

Cardreader Mounting (Please refer to Gunnebo Mayor for feasibility)

- Cardreader Pedestals.

Battery Back Up System.

- Maintains all 24V control facilities for 500 operations or 4 hours whichever the sooner. Remotely located.

Push Button Control

- Simple console to control GlasStile GSS rotor release.
- Remote console to specific requirements
- Push Button Pedestal.

Hand held programmer

- Required to set up new installations.

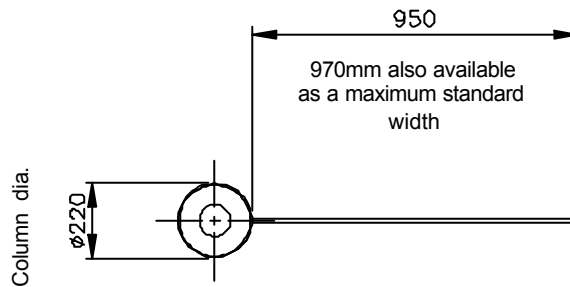
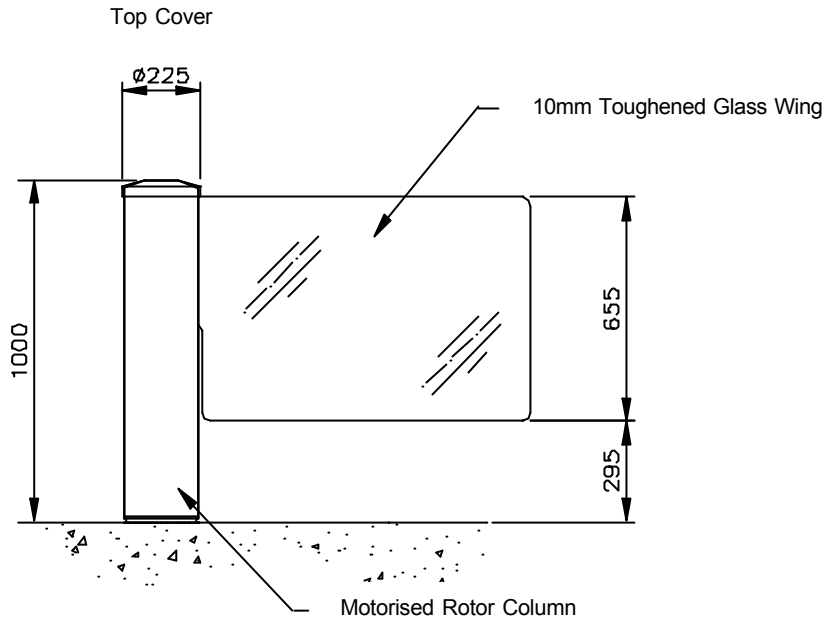
Push bar

- Affixed to the top of the glass wing to match casework choice.

Installation Examples



Site Preparation GlasStile GSS



Concrete to BS 5328: 1997 specification, type ST5.
 Base to be flat and level to +/-5mm over footprint area.
 Rotor Column Base min 300 x 300 x 300mm

IMPORTANT

- Floor Anchors to be drilled during installation, 12mm dia. x 100mm deep.
- Any horizontal pipe or conduit runs below the GlasStile GSS must be at least 140mm

GUNNEBO MAYOR

ENTRANCE CONTROL SOLUTIONS

United Kingdom

Gunnebo Mayor Ltd. Bellbrook Business Park, Uckfield, East Sussex, TN22 1QQ.
Tel +44 (0) 1825 761022 Fax +44 (0) 1825 763835

Gunnebo Mayor Ltd. Orient House, Newton Street, Hyde, Cheshire, SK14 4RX
Tel +44 (0) 161 882 5900 Fax +44 (0) 161 882 5910

www.gunnebomayor.com

Note: In pursuit of its policy of continuous refinement and improvement, Gunnebo Mayor Ltd. reserves the right to modify design and details.

A COMPANY WITHIN THE GUNNEBO GROUP.....

HEAD OFFICE SWEDEN – Gunnebo Entrance Control AB, SE-590 93, Gunnebo.
Tel +46 (0) 490 89000, Fax +46 (0) 490 23889

DENMARK Gunnebo Protection A/S
Division Entrance Control
Erhvervsparken 3, DK-4621 Gadstrup
Tel +45 46 19 14 66
Fax +45 46 19 14 55

FRANCE Gunnebo Entrance Control SARL
Zone d'Activites Le Mandinet,
20 Rue des Campanules
F-77185, Lognes
Tel +33 (0) 1 64 80 14 40
Fax +33 (0) 1 64 80 14 39

GERMANY Gunnebo Entrance Control GmbH
Diagonalstrasse 4 1, D-20537
Hamburg
Tel +49 (0) 40 47 11 30 0
Fax +49 (0) 40 47 11 30 79

HONG KONG Gunnebo Entrance Control
Room 2312, C.C. Wu Building,
302-308 Hennessy Road, Wanchai.
Tel +852 2882 8337
Fax +852 2523 7880

ITALY Gunnebo Italdis SpA
Via A Volta 15 - IT 38015
Lavis (TN)
Tel +39 0461 248 900
Fax +39 0461 248 999

NORWAY Gunnebo Troax A/S
Division Entrance Control
Postboks 179, Kalbakken N-0903, Oslo
Tel. +47 22 80 42 00
Fax +47 22 80 42 01

SPAIN Gunnebo Entrance Control
BBC, Comte d'Urgel 143, lola 08036,
Barcelona
Tel +34 93 452 59 56
Fax +34 93 451 56 53

SWEDEN Gunnebo Entrance Control
Box 500, Kumla Gardsvag 33F, 145 63
Norsborg
Tel +46 (0) 8 53 17 15 75
Fax +46 (0) 8 53 18 85 39

UNITED KINGDOM Gunnebo Mayor Ltd
Bellbrook Business Park, Uckfield,
East Sussex, TN22 1QQ
Tel +44 (0) 1825 761022
Fax +44 (0) 1825 763835

USA Gunnebo Omega Inc
5056 Commercial Circle, Suite E,
Concord, California, CA 94520
Tel +01 925 609 6339
Fax +01 925 603 0810